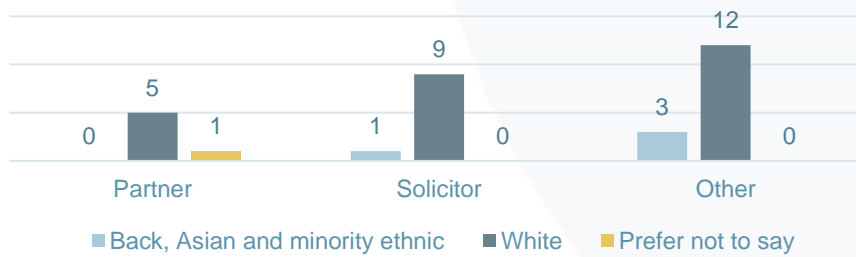


SRA Diversity Survey Analysis - June 2025

Employee ethnic breakdown

(based on survey results of all employees who provided a response to the voluntary survey only)
with the roles reduced to three main categories
and the ethnicity categories reported at the
highest level

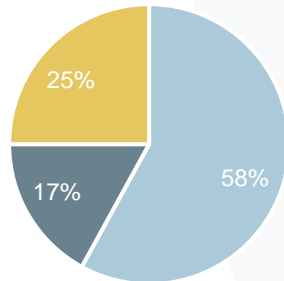


Employee ethnic breakdown

(based on survey results of all employees who provided a response to the voluntary survey only)

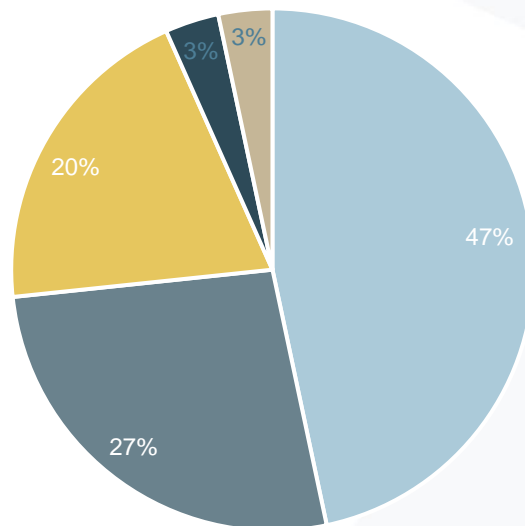
Role category	Male	Female
Partner	20%	80%
Solicitor	30%	70%
Other	13%	87%

Parental occupation at age 14
(based on survey results of all employees
who provided a response to the voluntary
survey only)



- Professional background
- Intermediate background
- Lower socio-economic background

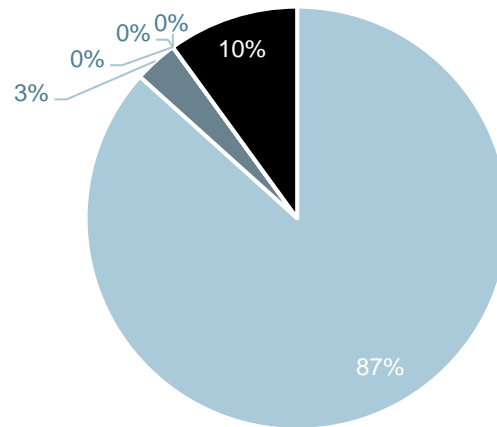
Age distribution of employees
(based on survey results of all employees who
provided a response to the voluntary survey only)



- 25-34
- 35-44
- 45-54
- 55-64
- 65+

Type of school employees attended between the ages of 11 and 16

(based on survey results of all employees who provided a response to the voluntary survey only)



- A state-run or state-funded school
- Independent or fee-paying school
- Independent or fee-paying school (with bursary covering 90% or more of my tuition)
- Attend school outside the UK
- I do not know
- Prefer not to say